












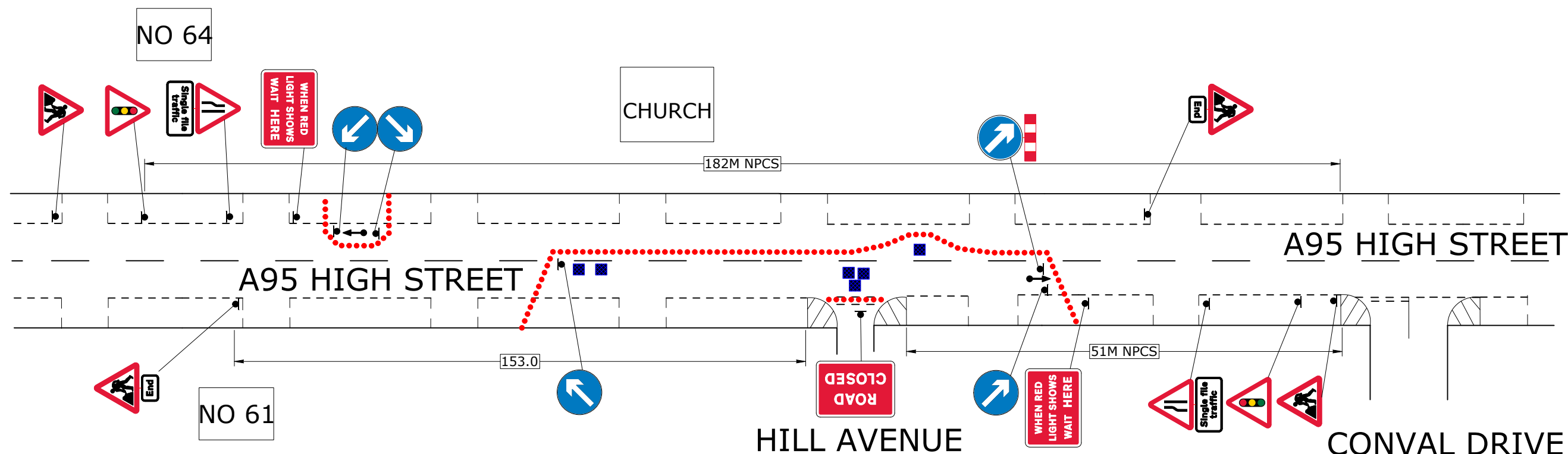
Site Location / Drawing Title	
A95	
HIGH STREET	
ABERLOUR BLOCK 8	
Client: KIER	
Contract No	000-000000
Date	24/02/2021
Drawn by	TH
Approved By	xxxxxxxxxxxx
Purpose of works	IRONWORKS
Version Number	000
Amended By	xxxxxxxxxxxx
Amendment Date	xx/xx/xxxx
Scale	NOT TO SCALE
Sheet No	x of x

SPEED OF ROAD		MPH
DISTANCE FROM FIRST SIGN TO START OF SITE(D)	MIN	
	MAX	M
SIDEWAYS SAFETY ZONE (S)		M
LONGWAYS CLEARANCE (L)		M
OS Licence No	OI - 00000000000	

KEY

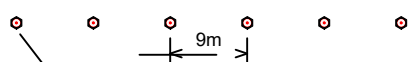
-  Traffic sign
-  Traffic cone
-  No Parking cone
-  Traffic signals
-  Perm signal head
-  Working Space
-  Controlled area
-  Pedestrian Barrier
-  Pedestrian crossing
-  Bus Stop

PHASE 1		PHASE 2	
GO →		← GO	
R	10	R	10
G	35	G	35
R	10	R	10
G	25	G	25
Ped Phase 3			
			
R	3		
G	7		
BLACKOUT TIME TO BE 7 SECONDS			



SWEPT PATH ANALYSIS	
Class	xxxxxxxxxxxxxxxx
Detail	xxxxxxxxxxxxxxxx
Success	<input checked="" type="checkbox"/> <input type="checkbox"/>
Fail	<input type="checkbox"/>

DETAIL C1 (C1)



Single/Dual carriageway 40mph or less - 750mm traffic cones.
Single/Dual carriageway 50mph or more - 750mm traffic cones.
Notes:
1) During darkness, warning lights to BS EN 12352:2006 should be provided in accordance with Table A1.3 (Appendix 1).
2) For relaxation to Detail C1 see Table A1.3 (Appendix 1).

DETAIL B (B)



Single/Dual carriageway 40mph or less - 450mm traffic cones, spacing 1.5m.
Single/Dual carriageway 50mph or more - 750mm traffic cones, spacing 1.5m.
Dual carriageway national speed limit - 750mm traffic cones, spacing 1.5m, relaxation 3m.
Notes:
1) During darkness, warning lights to BS EN 12352:2006 should be provided in accordance with Table A1.3 (Appendix 1).
2) 45° tapers have 1.2m spacing, no relaxations.
3) On motorways and NSL AP duals with hard shoulders, 1m cones will be required for both standard and relaxation works for lead tapers and the facing wall of lane changes.

The information in this drawing may not be copied or used by third parties without written consent from Sunbelt Rentals Ltd (Traffic Management). this layout is for installation by NRSWA, Lantra 12A,12B,12C,12D qualified persons.

THIS DOCUMENT IS UNCONTROLLED WHEN PRINTED

The electronic version of this document is the approved and most current. Any printed version is uncontrolled and may not be current.